

## PRODUCT DESCRIPTION & FEATURES




The Corrugated profile is sinusoidal and can be used as roofing and cladding material. With its origins dating back to the Victorian era, it is probably the most commonly known sheeting profile used in the world today. The fact that the corrugated profiled sheeting has been around since before the turn of the century proves that this easy to use and effective profile for roofing and wall cladding is here to stay.

- Corrugated sheets can be factory cranked, curved and bullnosed to a wide range of radii. For further details contact our Technical Department.

## SAMPLE SPECIFICATION

Safintra 0,5mm thick, AZ150 ZincAl® Corrugated Profile Roof Sheeting, fixed to intermediate timber purlins at 1100mm centres and to ridge and eaves purlins at 900mm centres, with 12 x 45mm Fixtite® or Safintra approved Hex Head self-drilling screws. Sheets to be fixed with three fasteners per sheet per purlin. All in accordance with the manufacturers recommendations.

The sheeting will be the Corrugated Profile as manufactured by Safintra Roofing. The rib height shall be 17,5mm and shall be fixed in accordance with the manufacturer's recommendations.



## MATERIAL OPTIONS

Aluminium - Zinc	Gauge (mm)
AZ150/G550	0.50 0.55
Unpainted or pre-painted	
Aluminium	Gauge (mm)
Aluminium Mill Finish	0.80
Aluminium G4 Colortech	0.80
Rheinzink	Gauge (mm)
	0.80

Other gauges are available on special request.

### Note:

During installation, clean the roof daily by removing all swarf, pop rivets and unused fasteners or any other debris.

## PURLIN SPACINGS

Purlin Spacings are dependant on both downward loading and negative suction loading caused by wind. Your engineer should be consulted to calculate your load (kN/m<sup>2</sup>) for your particular application.



Roof applications

## PURLIN SPACINGS

GAUGE	0.5mm	0.55mm	0.8mm
MATERIAL	ALUMINIUM-ZINC	ALUMINIUM-ZINC	ALUMINIUM
<b>ROOFS</b>	<b>mm</b>	<b>mm</b>	<b>mm</b>
Single Span	600	700	800
End Span	900	1 200	850
Internal/Double Span	1 100	1 700	1 000
Cantilever (Unstiffened)	200	250	200
Cantilever (Stiffened)	300	350	250
<b>SIDE CLADDING</b>			
Single Span	1 200	1 500	1 200
End Span	1 350	1 800	1 300
Internal Span	1 800	2 400	1 500
Cantilever	200	250	300
Approximate Mass/m <sup>2</sup>	3.45kg	4.19kg	2.9kg

Also available in 0.8mm Rheinzink material.

Other gauges are available on special request.

Please contact our technical division for additional information or technical data.



## LENGTHS & ROOF PITCH

When using Corrugated sheeting the recommended minimum roof slope (pitch) for sheets longer than 15m is 15°, and for sheets shorter than 15m the minimum roof slope is 10°.

## TOLERANCES

A length variation range of +/-5,0mm, and width tolerance of +/-3,0mm are permissible