

PRODUCT DESCRIPTION & FEATURES


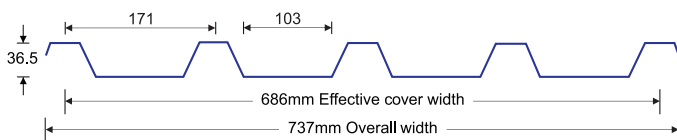
IBR is an abbreviation for Inverted Box Rib, an angular trapezoidal fluted profile sheet with a bold appearance which makes it both attractive and practical. Since IBR was introduced to the South African market in 1958, it has become the most popular sheeting used in construction of commercial and industrial buildings.

- The general shape and appearance of the trapezoidal flutes ensure that IBR is totally acceptable for use as roof and wallcladding. The deep and broad flutes of the IBR type sheeting ensures excellent drainage characteristics.
- IBR is designed to provide the most advantageous load/span characteristics consistent with economy.
- IBR offers the end user the option of having stiffening ribs in the sheet which help to remove oil canning from the broad flute.
- IBR can be factory cranked, curved and bullnosed to a wide range of radii. For further details contact our Technical Department.

SAMPLE SPECIFICATION

Safintra 0,47mm thick, AZ 150 ZincAl® IBR profile roof sheeting, fixed to intermediate steel purlins at 1900mm centres and to ridge and eaves purlins at 1650 centres, with 12 x 65mm long Fixtite® or Safintra approved Hex Head self-drilling screws at every second crest, at intermediate purlins and at every crest at eaves purlins side laps to be stitched at 500mm centres between purlins all in accordance with manufacturers recommendations.

The sheeting shall be IBR type profile as manufactured by Safintra Roofing. The profile shall be roll-formed with 5 trapezoidal ribs at 171,5mm, centres with a nett cover of 686mm. The rib height shall be 36,5mm and shall be fixed in accordance with the manufacturer's recommendations.



MATERIAL OPTIONS

Aluminium - Zinc	Gauge (mm)
AZ100/150/200 G550	0.50 0.55
Unpainted or pre-painted	
Aluminium	Gauge (mm)
Aluminium Mill Finish	0.80
Aluminium G4 Colortech	0.80

Other gauges are available on special request.

Note:


During installation, clean the roof daily by removing all swarf, pop rivets and unused fasteners or any other debris.

PURLIN SPACINGS

Purlin Spacings are dependant on both downward loading and negative suction loading caused by wind. Your engineer should be consulted to calculate your load (kN/m²) for your particular application.

PURLIN SPACINGS

GAUGE	0.5mm	0.55mm	0.8mm
MATERIAL	ALUMINIUM-ZINC	ALUMINIUM-ZINC	ALUMINIUM
ROOFS	mm	mm	mm
Single Span	1 650	1 750	1 200
End Span	1 700	1 900	1 900
Internal/Double Span	1 900	2 100	1 500
Cantilever (Unstiffened)	200	260	20
Cantilever (Stiffened)	300	350	250
SIDE CLADDING			
Single Span	2 100	2 300	1 600
End Span	2 400	2 600	2 100
Internal Span	2 600	2 700	2 100
Cantilever	300	400	300
Approximate Mass/m ²	3.45kg	4.19kg	2.9kg



LENGTHS & ROOF PITCH

When using IBR sheeting the recommended minimum pitch for roof slopes in excess of 15m is 7.5° and for slopes less than 15m is 5°. IBR sheeting can be ordered in any length, subject to transport limitations, up to 13,2m. Longer lengths require special transport arrangements.

TOLERANCES

A length variation range of +/-5,0mm, and width tolerance of +/-3,0mm are permissible